

ECZACIBAŞI DYNAV?T **1 3** FENERBAHÇE MEDICANAMatch **ECZ-FEN**

Hall

City

Date **16/10/2024**Time **18:00**

Referees

Spectators

Receipts





Set	Duration	Partial score			Score
1	00:29	7-8	13-16	16-21	<b>23-25</b>
2	00:27	8-5	16-11	21-14	<b>25-22</b>
3	00:24	8-6	13-16	14-21	<b>17-25</b>
4	00:29	3-8	14-16	17-21	<b>18-25</b>

	Set					Vote	Points			Serve			Reception			Attack			BK Pts			
	1	2	3	4	5		Tot	BP	W-L	Tot	Err	Pts	Tot	Err	Pos% (Exc%)	Tot	Err	Blo		Pts	Pts%	
01 Ozel Tuna Aybuke						.	.	.	.	.	.	1	.	100% (0%)	.	.	.	.	.	.		
02 L Akoz Sebnem Simge						5.5	.	.	-2	.	.	15	2	60% (47%)	.	.	.	.	.	.		
03 Boskovic Tijana	3	3	3	3		6.5	29	7	+22	16	3	2	.	.	47	3	1	25	53%	2		
04 Arici Beyza						.	.	.	.	1	.	.	.	.	.	.	.	.	.	.	.	
07 Baladin Hande		1	1	1		5.9	8	3	+2	11	2	.	20	2	45% (30%)	16	1	1	7	44%	1	
08 Jack Sinead Chloe	5	5	5	2		6.3	6	2	+3	16	2	.	.	.	8	1	.	3	38%	3		
09 Gray Alexa	4	4	4	4		5.5	10	3	-1	12	2	1	41	2	46% (22%)	30	3	4	8	27%	1	
10 Erkek Yaprak	1					8.5	1	1	-3	1	.	.	3	1	33% (0%)	4	3	.	.	0%	1	
11 Aydemir Akyol Naz						.	.	.	.	.	.	.	.	.	.	.	.	.	.	.	.	
12 Sahin Elif	6	6	6	6		6.3	3	1	+1	14	1	1	1	0% (0%)	4	.	1	2	50%	.		
14 Rettke Dana Lynn	2	2	2			6.3	2	2	+1	11	1	.	.	.	5	.	.	.	.	0%	2	
15 Stevanovic Jovana				5		.	1	.	.	2	.	.	.	.	2	1	.	1	50%	.		
16 Nicoletti Anna						.	.	.	.	.	.	.	.	.	.	.	.	.	.	.	.	
<b>Players total</b>						<b>60</b>	<b>19</b>	<b>+23</b>		<b>84</b>	<b>11</b>	<b>4</b>	<b>81</b>	<b>7</b>	<b>48% (27%)</b>	<b>116</b>	<b>12</b>	<b>7</b>	<b>46</b>	<b>40%</b>	<b>10</b>	
		Points won				Ser Atk Blo Op.Er																
Coach Ferhat Akbas		Set 1	1	14	2	6	23	4	1	21	2	67% (33%)	34	6	2	14	41%	2				
Assistant Przemyslaw Kawka		Set 2	2	13	3	7	25	2	2	18	1	28% (17%)	30	2	2	13	43%	3				
		Set 3	.	9	2	6	17	3	.	19	3	42% (21%)	21	.	1	9	43%	2				
		Set 4	1	10	3	4	19	2	1	23	1	52% (35%)	31	4	2	10	32%	3				

	Set					Vote	Points			Serve			Reception			Attack			BK Pts			
	1	2	3	4	5		Tot	BP	W-L	Tot	Err	Pts	Tot	Err	Pos% (Exc%)	Tot	Err	Blo		Pts	Pts%	
01 L Orge Gizem						5.5	.	.	-2	1	.	.	21	2	29% (14%)	.	.	.	.	.	.	
03 Stysiak Magdalena						.	.	.	.	.	.	.	.	.	.	.	.	.	.	.	.	
05 L Guven Ozlem						.	.	.	.	.	.	.	.	.	.	.	.	.	.	.	.	
08 Kalac Asli	1	1	5	5		6	5	3	.	13	2	.	.	.	9	2	1	3	33%	2		
09 Diken Meliha	3	3	1			5.5	2	.	-4	9	1	.	9	1	56% (22%)	7	1	3	2	29%	.	
11 Vuchkova Hristina						.	.	.	.	.	.	.	.	.	.	.	.	.	.	.	.	
12 De Souza Ana Cristina	6	6	4	4		6.1	20	7	+16	13	2	2	32	1	31% (22%)	32	.	1	17	53%	1	
14 Erdem Dundar Eda	4	4	2	2		5.7	7	2	+3	15	2	.	.	.	16	.	2	6	38%	1		
15 Karasoy Arelia						.	.	.	.	2	.	.	.	.	.	.	.	.	.	.	.	
16 Vasileva Elitsa				1		5.5	5	4	+3	14	1	2	11	.	64% (45%)	8	.	1	3	38%	.	
17 Drca Bojana	5	5	3	3		5.8	3	1	.	14	3	.	.	.	4	.	.	2	50%	1		
18 Babat Dicle Nur						.	.	.	.	.	.	.	.	.	.	.	.	.	.	.	.	
41 Safronova Liza						.	.	.	.	.	.	.	.	.	.	.	.	.	.	.	.	
44 Vargas Melissa Teresa	2	2	6	6		6.5	26	11	+17	15	4	3	.	.	37	3	2	21	57%	2		
<b>Players total</b>						<b>68</b>	<b>28</b>	<b>+33</b>		<b>96</b>	<b>15</b>	<b>7</b>	<b>73</b>	<b>4</b>	<b>38% (23%)</b>	<b>113</b>	<b>6</b>	<b>10</b>	<b>54</b>	<b>48%</b>	<b>7</b>	
		Points won				Ser Atk Blo Op.Er																
Coach Marco Fenoglio		Set 1	2	10	2	11	25	4	2	19	1	53% (37%)	29	2	2	10	34%	2				
Assistant Stefano Micoli		Set 2	1	13	2	6	22	4	1	23	2	39% (13%)	26	1	3	13	50%	2				
		Set 3	3	16	1	5	25	6	3	14	.	29% (29%)	27	.	2	16	59%	1				
		Set 4	1	15	2	7	24	1	1	17	1	29% (18%)	31	3	3	15	48%	2				

ECZACIBAŞI DYNAV?T				FENERBAHÇE MEDICANA							
Points	Reception	81		Kill on reception				Reception	73	Points	
S in Diff	Points SO	41		1st Attack AFTER POSITIVE RECEPTION (+#)				Points SO	40	S in Diff	
6 -4	Each 1.98 receptions			Errors	Blo	Pts%	Tot	Errors		6 -1	
5 -1	1 Point			1	2	51%	39	28	39%	3	2
4 -2				1st Attack AFTER NEGATIVE RECEPTION (-!)				Each 1.83 receptions		5 +4	
3 -4	Serve	84		Errors	Blo	Pts%	Tot	Errors		4 -1	
2 0	Points BP	19		4	2	38%	29	35	51%	3	2
1 -3	Each 4.42 serves			Attack on dig				Serve	96	3 +10	
	1 Break point			Errors	Blo	Pts%	Tot	Errors		2 0	
				7	3	31%	48	50	50%	4	2
				Attack on dig				Points BP	28	1 +2	
				Errors	Blo	Pts%	Tot	Errors		1 +2	
				7	3	31%	48	50	50%	4	2
				Attack on dig				Each 3.43 serves			
				Errors	Blo	Pts%	Tot	Errors		1 Break point	
				7	3	31%	48	50	50%	4	2

BP Break point  
Err Errors  
Pos% Positive +#  
W-L Won-Lost  
Pts Points  
Blo Blocked  
Exc Excellent

 Substitute  
 Starting lineup  
 Starting setter  
 Starting serve